



Illuminated Signs

- Halo Lit Letters
- Illuminated Shaped Signs
- Illuminated Box Sign
- Digital Message Display
- Monument Signs

Printed Signs - full color

- Banners
- Decals, Vehicle Wraps and Murals
- Flat Bed Printing
- Screen Printing
- Mobile Advertisement

Non-Illuminated Signs

- Dimensional Signs
- Architectural Monuments
- Dimensional Letters

Interior Decor

- Way Finding
- Honor Displays
- ADA Office Signs



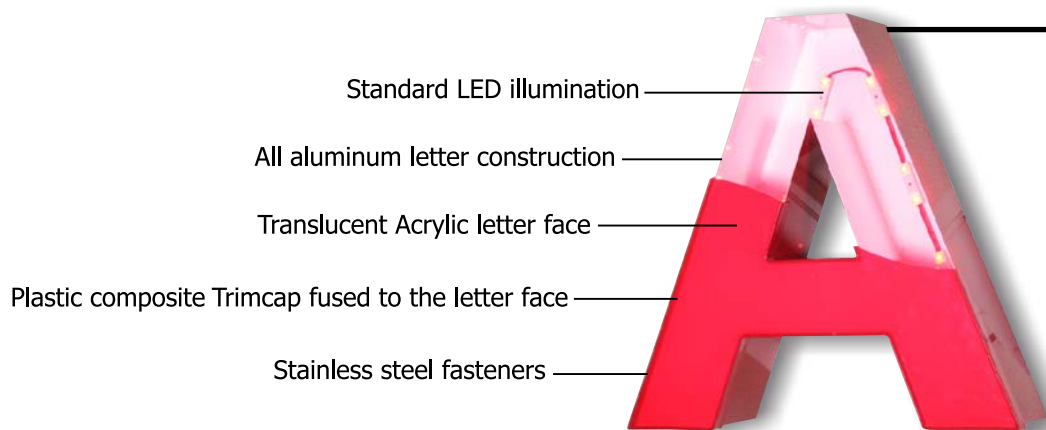
Face Lit Letters

Face Lit Letters are weather tight aluminum letters with LED or Neon illumination inside.

There is a Translucent Acrylic Face that allows light to illuminate through the front of the letters.

This type of letter is commonly called a "Channel Letter".

Common Uses: Malls, Shopping Centers, Retail Store Fronts and Commercial Areas.



Illuminated with LEDs from inside letter. ¹Returns are are securely fastened to the letter backs and caulked to create a watertight seal.

Faces are High Impact Acrylic with ²Trimcap permanently bonded to the Face with Acrylic Cement. letter faces are attached to the return with color matched stainless steel fasteners.

Entire product is weather and rust proof.

Mounting Options

Standard Face Lit Letters are built to be mounted directly to your store front. Electrical connection penetrates the wall behind each letter.



Wire Raceway

Contains all electrical components that would otherwise mount inside the store front.

Raceway contains On/Off switch for safety, Voltage/Amperage Tag and optional Photo Electric Eye.

Benefits of Raceway Include:

- Simpler and faster installation
- Easy access to all electrical components, if future service is needed
- Fewer penetrations to building structure for power, typically one hole for electrical connection.



— Background

Built of aluminum composite material that can be painted any color to add contrast between building and letters.

Mounted to the back of the letter if raceway is not used. If letters are mounted to a raceway the background can be used to conceal the raceway.

¹Returns - Side of letter.


²Trimcap - Face retaining trim, cemented to edge of letter face and fastened with screws to the return.



Face Lit Letters with Logo



Face Lit Letters with Logo



Face Lit Letters with Logo on Raceway



Face Lit Letters with Logo with Background & Raceway



Face Lit Letters with Logo and Perforated Faces



Green Product

All Face Lit Letters are built of recyclable materials. All waste from the manufacturing process is recycled. An average Face Lit Letter sign consumes less than 120 watts making it an energy efficient product.

Optional Solar Power Units available.

Value

Our experienced design staff can work with you to develop a sign to fit your specific business identity.

Manufacturing

Our Automated Fabrication Process ensures the highest repeatable quality and the most value in each "custom" set of Illuminated Letters.

This gives us the ability to produce 1 sign or 100 signs efficiently.

All fabrication of Illuminated Letters is performed by Paris Signs® to control quality and on time delivery.

Illumination

Face Lit Illuminated Letters come standard with low voltage LEDs.

They consume much less power and have a longer, safer life than other forms of letter illumination.

LEDs can last for 100,000 hrs

Neon illumination is also available

UL Listing

Paris Signs® can provide signs with UL Label as an option.

1 year limited warranty

see web site for details



Letter Components

Letter Face

Color

Standard - 

Overlay - Virtually any color is possible when translucent vinyl decal is applied to the acrylic face

Day/Night - Specified color during the day and lit white at night with our Perforated Vinyl Technology.

Full Color - Digitally Printed full color graphics, images or textures applied to face.

Thickness - .118" and .177" Thickness are available, Large letters require thicker face for added strength.

Letter Returns

Color

Standard - 

Painted - Virtually any Sherwin-Williams®, Pantone® Color or Metallic can be matched.

Depth - Standard is 5" deep, other depths available.

Thickness - Standard is .040" aluminum, other thickness available.

Electrical

LED Illumination Color

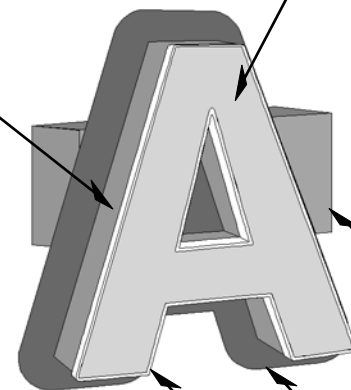
Standard - 

Color Changing LEDs are available.

For Large Letters and Logos "Great White" Higher output LEDs are used.

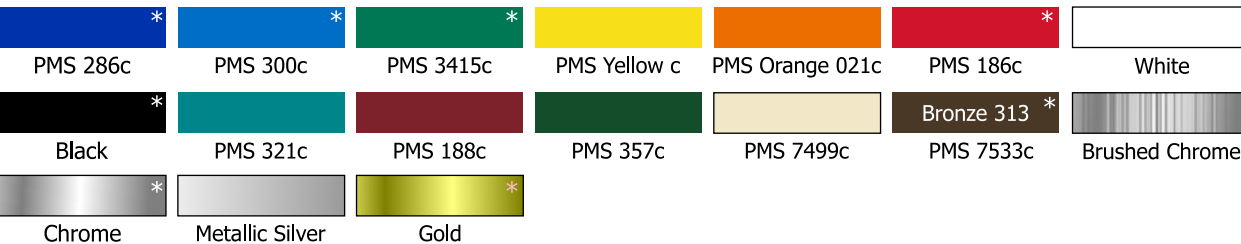
ON/OFF Switch - All raceways have a built in Weather Proof Snap-Switch standard.

Photo Electric Eye - Raceways have option of a light sensitive switch that automatically turns the sign on at night and off during the day.



Letter Trimcap

Color

Standard - 

Painted - Virtually any Sherwin-Williams®, Pantone® Color or Metallic can be matched.

Width - 1" available in all colors, 2" available in colors with*. Larger Letters and logos require 2" Trimcap for strength.

Letter Background (optional)

Color

Standard - 

Painted - Virtually any Sherwin-Williams®, Pantone® Color or Metallic can be matched.

Letter Raceway (optional)

Color - Always custom painted to match structure using Sherwin-Williams® Color Chart.

Width - Determined by the width of the letter set.

Height - 7" tall or 12" tall depending on the size of the letters.

This document including text and pictures is property of Paris Signs, all rights reserved, Colors displayed are for example only, refer to Pantone® Color Guide to see actual colors.